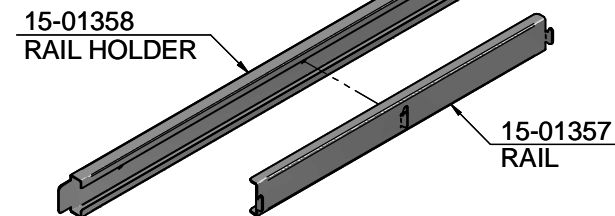



| N° | Code | Description | Qty |
|----|----------|--|-----|
| 1 | 12-01716 | FRAME | 1 |
| 2 | 15-00996 | TRANSFORMER FIXING PLATE | 2 |
| 3 | 15-01043 | CONTROL PANEL LEFT SIDE BRACKET | 1 |
| 4 | 15-01044 | CONTROL PANEL RIGHT SIDE BRACKET | 1 |
| 5 | 15-01078 | CASING RIGHT SIDE PANEL | 1 |
| 6 | 15-01079 | CASING LEFT SIDE PANEL | 1 |
| 7 | 15-01250 | BURNER SUPPORT BRACKET | 2 |
| 8 | 15-01337 | WALL FIXING BRACKET | 1 |
| 9 | 15-01348 | ROOM-SEALED CHAMBER BOTTOM PLATE | 1 |
| 10 | 15-01349 | ROOM-SEALED CHAMBER TOP | 1 |
| 11 | 15-01353 | ROOM-SEALED CH.TOP REINFORCING BRACKET | 2 |
| 12 | 15-01354 | SPACER | 1 |
| 13 | 15-01363 | SLAVE CONTROL PANEL LEFT SIDE BRACKET - | 1 |
| 14 | 15-01364 | SLAVE CONTROL PANEL RIGHT SIDE BRACKET | 1 |
| 15 | 15-01461 | CONDENSATE TRAP SUPPORT BRACKET | 2 |
| 16 | 15-01462 | ROOM-SEALED CH.TOP REINFORCING LEFT SIDE | 1 |
| 17 | 35-00091 | INSULATION CASING SIDE PANELS | 2 |
| 18 | 35-00128 | CASING FRONT PANEL | 1 |
| 19 | 35-00143 | INSULATION FRONT PANEL | 1 |
| 20 | 35-00145 | INSULATION TOP PANEL | 1 |
| 21 | 35-00146 | LEFT MANIFOLD INSULATION | 1 |
| 22 | 35-00147 | RIGHT MANIFOLD INSULATION | 1 |
| 23 | 35-00148 | GAS MANIFOLD INSULATION | 1 |

12-01733
RAILING KIT
 to be supplied
 in case of cascades



| Disegnatore | Rev. | data revisione | Autore revisione | Descrizione revisione |
|---|-------|----------------|------------------|-----------------------|
| cristian.pazzagliani | | | | |
| Modificato | | | | |
| cristian.pazzagliani | | | | |
| Data di creazione | Scala | Materiale | Sp. | Peso (Kg) |
| 26/11/2018 | 165 | | | 1598 |
| Note | | | | |
| Descrizione completa COND 100 ERP SK.2 MET RUS - R1K 100 ES R2 no cover | | | | |
| Codice | | | Revisione | |
| G231A182CA01 | | | 00 | |

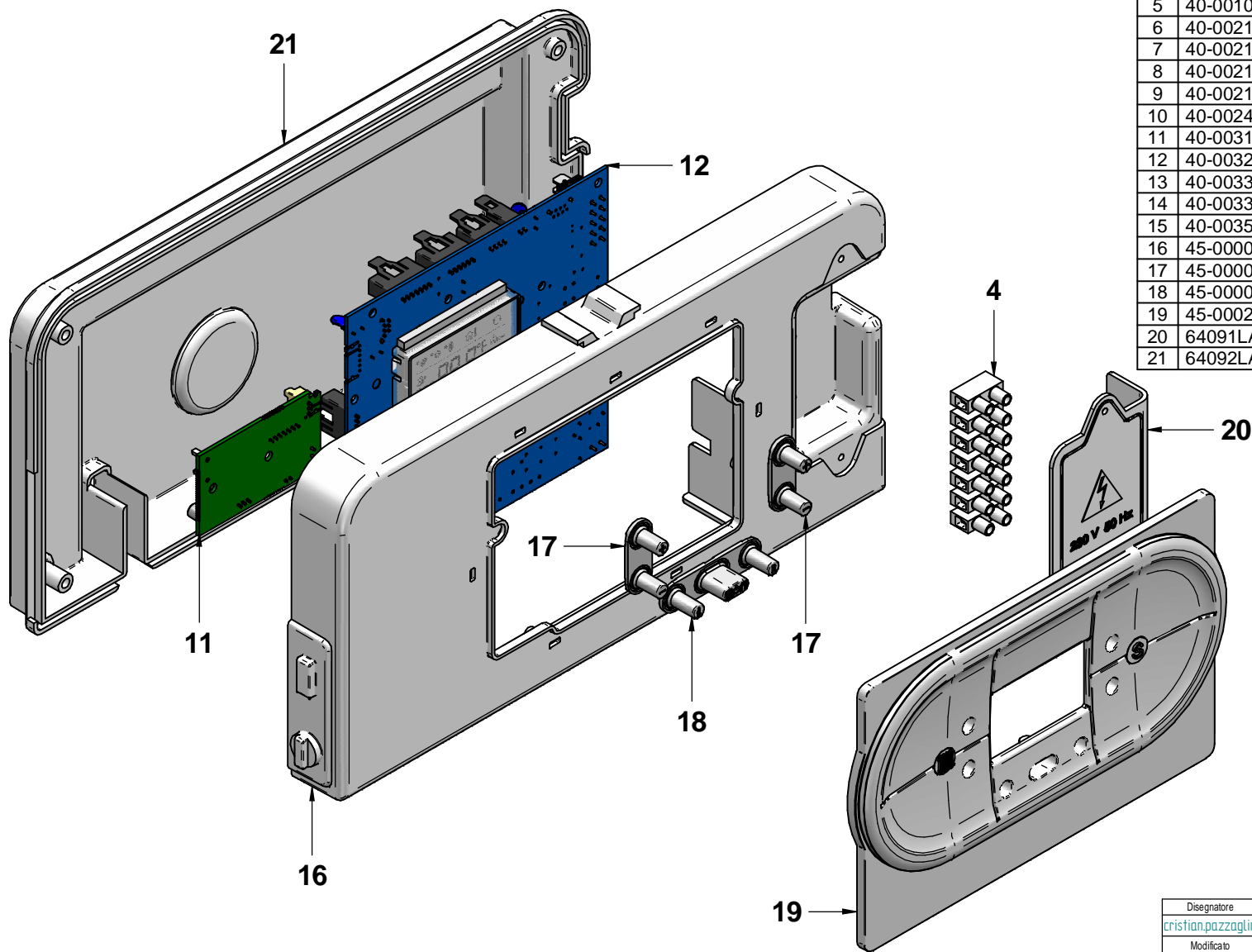




| N° | Code | Description | Qty |
|----|----------|--|-----|
| 1 | 12-01715 | GAS VALVES MANIFOLD | 1 |
| 2 | 12-01727 | PIPE Ø18 - HEAT EXCHANGER 2 | 1 |
| 3 | 12-01731 | PIPE Ø18 HTG FLOW - HEAT EXCHANGER 2 | 1 |
| 4 | 12-01865 | HEATING FLOW MANIFOLD | 1 |
| 5 | 12-01866 | HEATING RETURN MANIFOLD | 1 |
| 6 | 12-01873 | PIPE Ø18 - HEAT EXCHANGER LEFT SIDE | 1 |
| 7 | 12-01905 | PIPE Ø14 SAFETY VALVE | 1 |
| 8 | 12-01961 | PIPE Ø18 EXCHANGER 1 HTG FLOW | 1 |
| 9 | 12-02203 | PIPE Ø14 GAS VALVE | 1 |
| 10 | 12-02204 | PIPE Ø14 GAS VALVE | 1 |
| 11 | 15-01624 | BURNER FLANGE 50 KW SK.2 | 2 |
| 12 | 25-00386 | O-RING 62,00x3 VENTURI | 2 |
| 13 | 25-00520 | CONDENSATE TRAP/SIPHON IN PP - CLOSED | 1 |
| 14 | 25-00525 | CONDENSATE TRAP / SIPHON IN PP | 1 |
| 15 | 25-00526 | CONDENSATE DRAIN TERMINAL | 2 |
| 16 | 25-00527 | CONDENSATE DRAIN PIPE | 2 |
| 17 | 25-00529 | PUMP YONOSPORA RS25/7.5-130-PW M1 | 2 |
| 18 | 25-00530 | NON-RETURN VALVE 1"1/2 | 2 |
| 19 | 25-00531 | WASHER 1"1/2 EPDM | 6 |
| 20 | 30-00134 | GAS VALVE - SIT 848 SIGMA | 2 |
| 21 | 30-00214 | VENTURI NAT.GAS | 2 |
| 22 | 30-00286 | FLANGE WASHER WITH CLAPET | 2 |
| 23 | 30-00334 | RADIANT EXCHANGER SK1.2 50 MONOTHERMIC | 2 |
| 24 | 40-00244 | EXHAUST FAN RG128/1300 | 2 |
| 25 | 43001LA | WASHER Ø 23.5x17x2 3/4" -AFM34 | 13 |
| 26 | 43002LA | WASHER Ø 18.5x10.2x2 1/2" -AFM34 | 1 |
| 27 | 43278LA | FLANGE WASHER D.82 EPDM | 2 |
| 28 | 50-00397 | AIR INTAKE PIPE - LEFT MOUNTING | 2 |
| 29 | 55-00313 | METRIC SNAP-FIT GROMMETS | 2 |
| 30 | 55-00355 | RUBBER.HOLDER 1/2"x16 | 1 |
| 31 | 55-00356 | ANTIFREEZE PIPE Ø 14x19 | 1 |
| 32 | 56048LA | ADAPTER 2520 1/8-1/4 | 2 |
| 33 | 59015LA | WATER PRESSURE SWITCH PC5411 | 1 |
| 34 | 73507LA | WHITE SENSOR 1/8" | 1 |
| 35 | 73516LA | HTG CLIP SENSOR X PIPE 17/18mm BLUE | 4 |
| 36 | 86006LA | SAFETY THERMOSTAT 95gr(ø)E. | 2 |
| 37 | 88023LA | IGN.TRANSFORMER AC 230VAC50-60HZ | 2 |
| 38 | 96005LA | SAFETY VALVE 1/2" 3 bar | 1 |
| 39 | 96012LA | AUTOMATIC AIR VENT VALVE 3/8" | 2 |
| 40 | 96055LA | AIR VENT VALVE 1/4 METAL | 4 |

| Disegnatore | Rev. | data revisione | Autore revisione | Descrizione revisione |
|------------------------------|-------|----------------|------------------|-----------------------|
| crislian.pazzagliani | | | | |
| Modificato | | | | |
| crislian.pazzagliani | | | | |
| Data di creazione | Scala | Materiale | Sp. | Peso (Kg) |
| 26/11/2018 | 1:7.5 | | | 7461.609 |
| Note | | | | |
| Descrizione completa | | | | |
| COND 100 ERP SK.2 MET | | | | |
| RUS - R1K 100 CS R2 no cover | | | | |
| Codice | | | | Revisione |
| G231A182CA01 | | | | 00 |

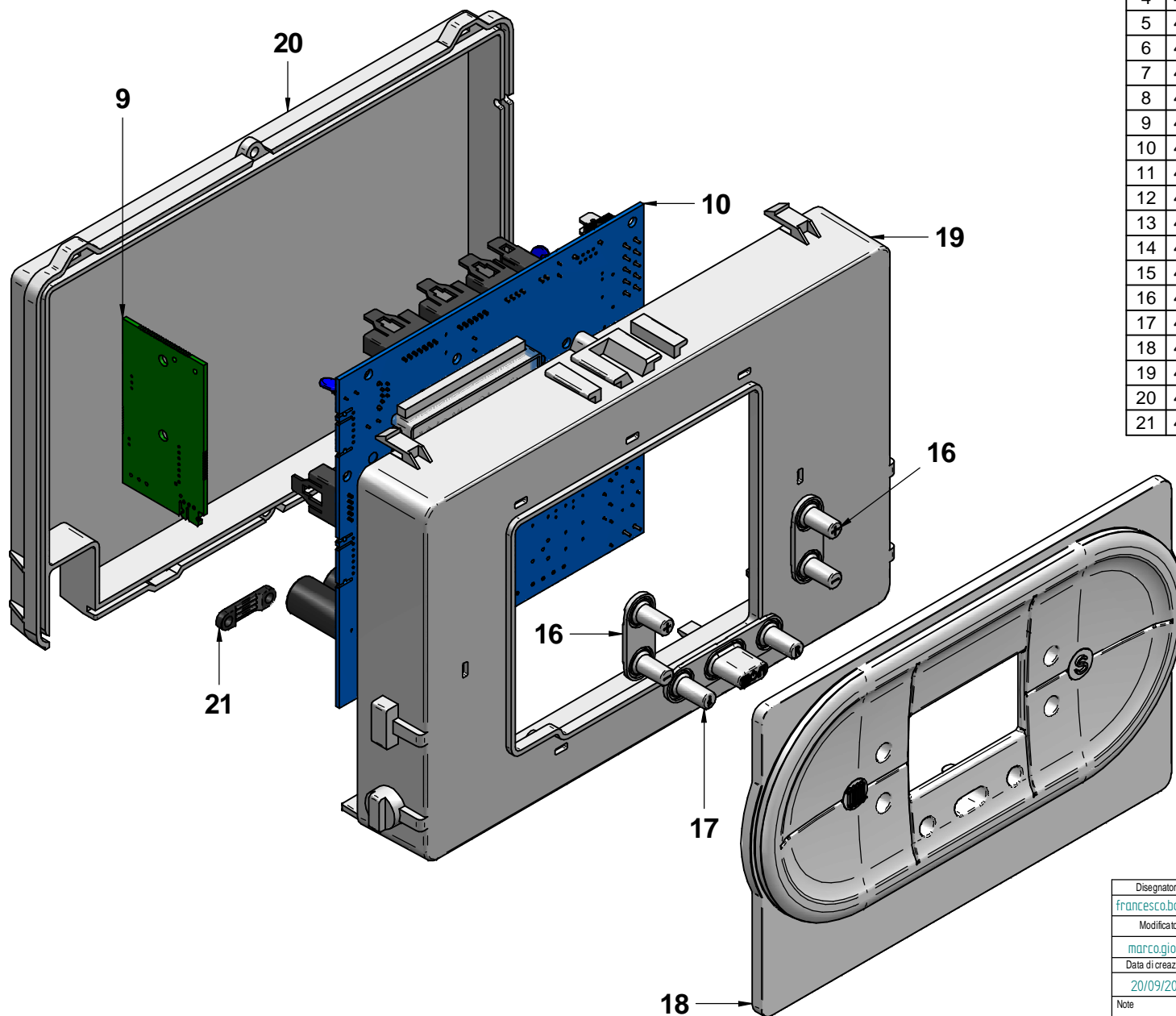




| N° | Code | Description | Qt. |
|----|----------|--|-----|
| 1 | 31380LA | EXHAUST FAN CABLE | 1 |
| 2 | 31414LA | PUMP CABLE | 1 |
| 3 | 40-00097 | WATER PRESSURE SWITCH CABLE | 1 |
| 4 | 40-00103 | POWER SUPPLY CABLE | 1 |
| 5 | 40-00107 | FRAME-PRINTED CIRCUIT BOARD CABLE | 1 |
| 6 | 40-00215 | SAFETY THERMOSTAT CABLE | 1 |
| 7 | 40-00217 | POWER SUPPLY CABLE/EXHAUST FAN CABLE | 1 |
| 8 | 40-00218 | EXHAUST FAN CABLE | 1 |
| 9 | 40-00219 | THERMO FUSE CABLE | 1 |
| 10 | 40-00240 | PWM PUMP/D.H.W. SENSOR CABLE | 1 |
| 11 | 40-00318 | MODBUS/CASCADE SYSTEMS INTERFACE PCB | 1 |
| 12 | 40-00325 | PRINTED CIRCUIT BOARD R2 PANEL | 1 |
| 13 | 40-00330 | GAS VALVE/TRANSFORMER CABLE - | 1 |
| 14 | 40-00331 | MODBUS PCB CABLE | 1 |
| 15 | 40-00356 | D.H.W/HEATING SENSOR CABLE | 1 |
| 16 | 45-00002 | CONTROL PANEL R1 | 1 |
| 17 | 45-00008 | 2 BUTTONS GROUP R2 PANEL | 2 |
| 18 | 45-00009 | 3 BUTTONS GROUP R2 PANEL | 1 |
| 19 | 45-00024 | CONTROL PANEL FRONT COVER | 1 |
| 20 | 64091LA | CONTROL PANEL TERMINAL BOARD COVER OBLO' | 1 |
| 21 | 64092LA | CONTROL PANEL BACK PLATE OBLO' | 1 |

| Disegnatore | Rev. | data revisione | Autore revisione | Descrizione revisione |
|-------------------------------|-------|----------------|---------------------|---------------------------------|
| cristian.pazzaglini | 01 | 15/11/2017 | cristian.pazzaglini | 41-00218 sostituito con 31380LA |
| Modificato | | | | |
| cristian.pazzaglini | | | | |
| Data di creazione | Scala | Materiale | Sp. | Peso (Kg) |
| 25/09/2017 | 1:1.8 | | | 352.682 |
| Note | | | | |
| Descrizione completa | | | | |
| CONTROL PANEL COMPLETE MASTER | | | | |
| R1K 75 - R1K 100 NO COVER | | | | |
| Codice | | | | Revisione |
| 41-00236 | | | | 01 |

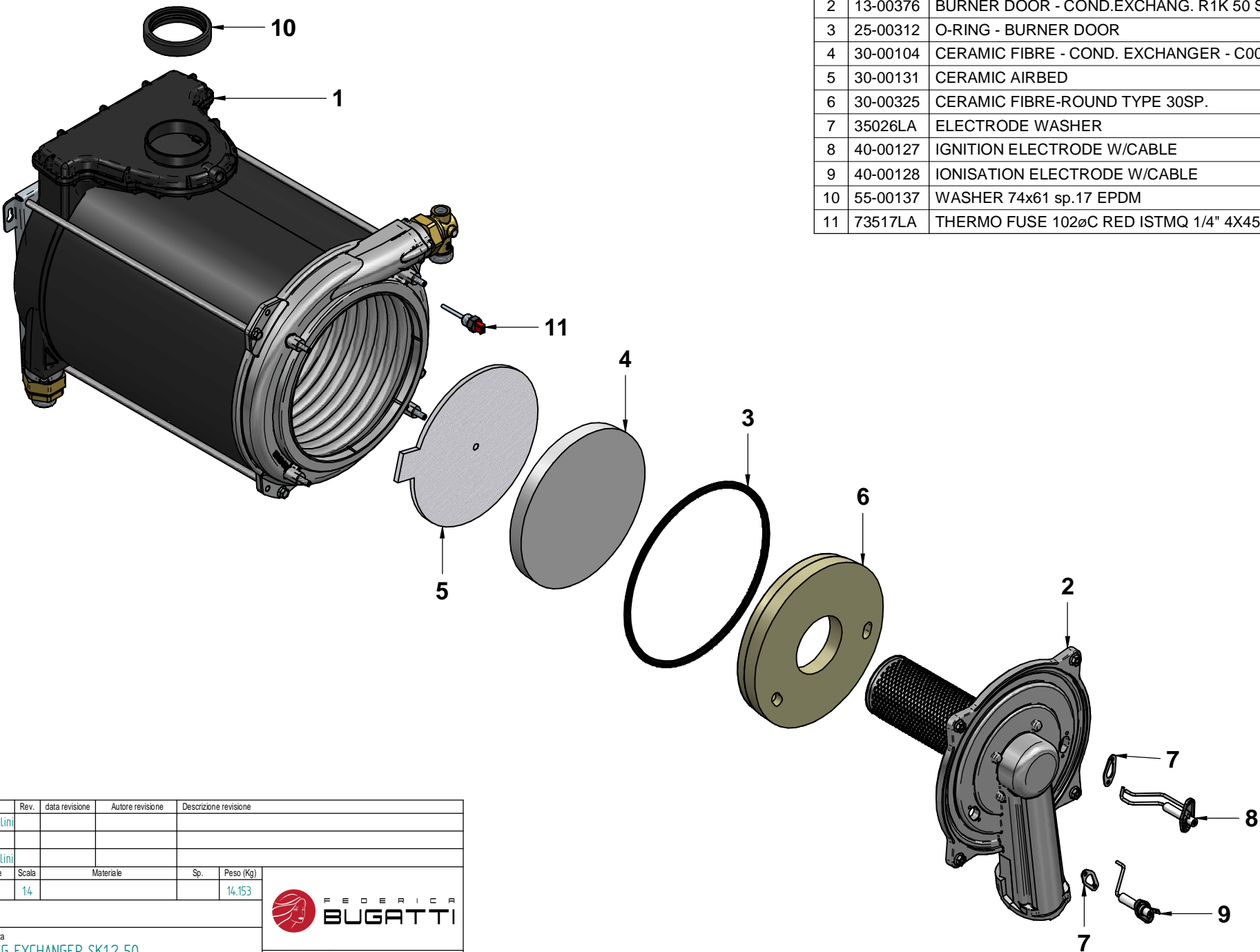




| N° | Code | Description | Qty |
|----|----------|---------------------------------------|-----|
| 1 | 31352LA | D.H.W SENSOR CABLE | 1 |
| 2 | 31370LA | PUMP CABLE | 1 |
| 3 | 31380LA | EXHAUST FAN CABLE | 1 |
| 4 | 40-00107 | FRAME-PRINTED CIRCUIT BOARD CABLE | 1 |
| 5 | 40-00215 | SAFETY THERMOSTAT CABLE | 1 |
| 6 | 40-00217 | POWER SUPPLY/FAN CABLE | 1 |
| 7 | 40-00219 | THERMO FUSE CABLE | 1 |
| 8 | 40-00240 | PWM PUMP / RETURN SENSOR CABLE | 1 |
| 9 | 40-00318 | MODBUS/CASCADE SYSTEMS INTERFACE | 1 |
| 10 | 40-00325 | PRINTED CIRCUIT BOARD R2 PANEL | 1 |
| 11 | 40-00329 | POWER SUPPLY CABLE SLAVE PCB | 1 |
| 12 | 40-00330 | GAS VALVE/TRANSFORMER CABLE - | 1 |
| 13 | 40-00331 | MODBUS PCB CABLE | 1 |
| 14 | 40-00332 | MASTER/SLAVE PCBs CONNECTING CABLE | 1 |
| 15 | 40-00333 | WATER PRESSURE SWITCH/SLAVE PCB LINK | 1 |
| 16 | 45-00008 | RUBBER BUTTON "+/-" | 2 |
| 17 | 45-00009 | RUBBER BUTTON "DHW/ON/HTG" | 1 |
| 18 | 45-00024 | INSTRUMENT PANEL - OVAL | 1 |
| 19 | 45-00032 | CONTROL PANEL FRONTAL COVER R5 | 1 |
| 20 | 45-00033 | CONTROL PANEL BACK PLATE | 1 |
| 21 | 45-00051 | CONTROL PANEL TERMINAL FIXING CLAMP - | 1 |

| Disegnatore | Rev. | data revisione | Autore revisione | Descrizione revisione |
|---|-------|----------------|---------------------|---------------------------------|
| francesco.bonetti | 01 | 15/11/2017 | cristian.pazzaglini | 41-00218 sostituito con 31380LA |
| Modificato | | | | |
| marco.giorgi | | | | |
| Data di creazione | Scala | Materiale | Sp. | Peso (Kg) |
| 20/09/2016 | 1:15 | | | 398.527 |
| Note | | | | |
| Descrizione completa CONTROL PANEL COMPLETE SLAVE R1K 100 | | | | |
| Codice | | | | Revisione |
| 41-00217 | | | | 01 |





| N° | Code | Description | Qty |
|----|----------|---|-----|
| 1 | 13-00355 | COND. EXCHANGER WITHOUT DOOR - SINGLE PIPE - R1K 50 | 1 |
| 2 | 13-00376 | BURNER DOOR - COND.EXCHANG. R1K 50 SK1.2 | 1 |
| 3 | 25-00312 | O-RING - BURNER DOOR | 1 |
| 4 | 30-00104 | CERAMIC FIBRE - COND. EXCHANGER - C0084TR021 | 1 |
| 5 | 30-00131 | CERAMIC AIRBED | 1 |
| 6 | 30-00325 | CERAMIC FIBRE-ROUND TYPE 30SP. | 1 |
| 7 | 35026LA | ELECTRODE WASHER | 2 |
| 8 | 40-00127 | IGNITION ELECTRODE W/CABLE | 1 |
| 9 | 40-00128 | IONISATION ELECTRODE W/CABLE | 1 |
| 10 | 55-00137 | WASHER 74x61 sp.17 EPDM | 1 |
| 11 | 73517LA | THERMO FUSE 102øC RED ISTMQ 1/4" 4X45 - TSD2921 | 1 |

| Disegnatore | Rev. | data revisione | Autore revisione | Descrizione revisione |
|------------------------------|-------|----------------|------------------|-----------------------|
| cristian.pazzaglini | | | | |
| Modificato | | | | |
| cristian.pazzaglini | | | | |
| Data di creazione | Scala | Materiale | Sp. | Peso (Kg) |
| 07/03/2018 | 14 | | | 14.153 |
| Note | | | | |
| Descrizione completa | | | | |
| CONDENSING EXCHANGER SK12 50 | | | | |
| Codice | | Revisione | | |
| 30-00334 | | 00 | | |



OGNI TECNICO E' PUGNILE NON SOLO INFORMATIVO, MA ANCHE IN DIRITTO DI PROPRIETA' INTELLETTUALE. E' VIETATA LA RIPRODUZIONE, L'USO O LA TRASMISSIONE, IN QUALSIASI FORMA O MEZZO, ELETTRONICO, MECCANICO, FOTOCOPIA O ALTRO, SENZA LA PRECEDENTE AUTORIZZAZIONE DELLA BUGATTI. CONTINUTORE NEL PRESENTE ESPlicitO SE DEVUTE AL TERZO O DI TRASMISSIONE. TUTTI I DIRITTI SONO RISERVATI. NESSUNA PARTE DI QUESTO DOCUMENTO PUO' ESSERE RIPRODOTTA, MEMORIZZATA IN SISTEMI DI ARCHIVIO O TRANSMESSE IN QUALSIASI FORMA O MEZZO, ELETTRONICO, MECCANICO, FOTOCOPIA O ALTRO, SENZA LA PRECEDENTE AUTORIZZAZIONE DELLA BUGATTI.